

**Overview**

- M8, male, A-coded, 4-poles; PUR, shielded, 2500 cm; M8, female, A-coded, 4-poles
- Dragchain capable
- Head A: IP65, IP66K, IP67; Head B: IP65, IP66K, IP67
- Cable: good resistance against chemicals, flames, oils
- Halogen free



**Technical data**

Side A		Cable	
Head A: Connection	M8	Cable: Temperature range (mobile)	- 25 ...+ 80 °C
Head A: Angle cable outlet	0°	Cable: Temperature range (fixed)	- 40 ...+ 80 °C
Head A: Gender	Male	Operating voltage (only UL listed)	30 V AC/DC
Head A: Coding	A	Power over ethernet (only UL listed)	0
Head A: No. of poles	4	Shielded	Yes
Head A: LED	No	Shielding: Covering	approx. 80 %
Head A: Width across flats	AF9	Bending radius (fixed)	26.5 mm
Head A: Tightening torque	0.4 Nm	Number of wires	4
Head A: Knurled nut material	Brass, surface Ni	Number and diameter of wires	4x0.34
Head A: Body color	Black	Length tolerance	± 37.5 cm
Labeling sleeve side A	Yes	Cable length	2500 cm
<b>Side B</b>		Acceleration (C-track)	max. 5 m/s <sup>2</sup>
Head B: Connection	M8	AWG	24
Head B: Angle cable outlet	0°	Bending radius (fixed)	min. 5 × outer diameter
Head B: Gender	Female	Torsion speed	max. 35 cycles/min
Head B: Coding	A	Bending radius (mobile)	min. 10 × outer diameter
Head B: No. of poles	4	Cable type	3
Head B: LED	No	Cable weight	approx. 50.6 g/m
Head B: Width across flats	AF9	Conductor structure	42 × 0.1 mm
Head B: Tightening torque	0.4 Nm	Cable diameter	5.3 mm ± 5%
Head B: Knurled nut material	Zinc-pressure die casting, surface Ni	Conductor: Material	Copper, bare
Head B: Body color	Black	External sheath: Material	PUR
Head B: Gasket material	FKM	Insulation: Material	PP
Labeling sleeve side B	Yes	Shielding: Material	Copper, tinned
<b>Cables</b>		No. of bending cycles (C-track)	approx. 5000000 Cycles
Cable length	2500 cm	No. of torsion cycles	approx. 2000000 Cycles
Length tolerance	± 37.5 cm	Paired stranding	No
Shielded	Yes	Single wire diameter	0.1 mm
Conductor structure	42 × 0.1 mm	Cable: Test voltage	2 kV AC core-core ; 2 kV AC core-shield
AWG	24	Torsion stress in °	± 30 °/m
External sheath: Material	PUR	Total stranding	4 wires strand
External sheath: Color	Black	Travel speed (C-track)	max. 3.3 m/s
Cable diameter	5.3 mm ± 5%	Traversing path (horizontal)	max. 5 m
Wire cross section	0.34 mm <sup>2</sup>	Wire cross section	0.34 mm <sup>2</sup>
<b>Cable</b>			
External sheath: Shore hardness	90 ± 5 A		

**Technical data**

**Cable**

Wire processing	No
Wire diameter incl. isolation	1.25 mm ± 5%
External sheath: Color	Black

**Electrical data**

Operating voltage	max. 50 V AC / 60 V DC
Operating voltage (only UL listed)	30 V AC/DC
Contact resistance	max. 30 mOhm
Operating current per contact	max. 4 A

**Mechanical data**

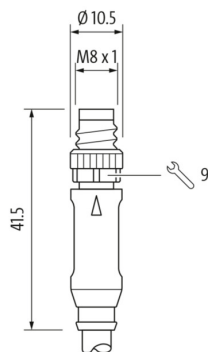
Head A: Degree of protection	IP65, IP66K, IP67
Head B: Degree of protection	IP65, IP66K, IP67
Bending radius (mobile)	min. 10 × outer diameter
Bending radius (fixed)	min. 5 × outer diameter
No. of bending cycles (C-track)	approx. 5000000 Cycles
Torsion speed	max. 35 cycles/min
Torsion stress in °	± 30 °/m
No. of torsion cycles	approx. 2000000 Cycles
Acceleration (C-track)	max. 5 m/s <sup>2</sup>
Travel speed (C-track)	max. 3.3 m/s

**Environmental conditions**

Temperature range (mobile)	- 25 ...+ 80 °C
----------------------------	-----------------

**Side A**

**Technical drawing**



**Environmental conditions**

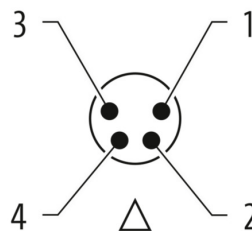
Temperature range (fixed)	- 25 ...+ 80 °C
Cable: Temperature range (fixed)	- 40 ...+ 80 °C
Dragchain capable	Yes
Head A: Chemical resistance	No
Head A: Flame resistance	HB (UL 94)
Head A: Oil resistance	ASTM 1 oil, mineral oils, limited to hydraulic oils
Head A: Acid and alkali resistant	No
Head A: Pollution degree	3
Head B: Chemical resistance	No
Head B: Flame resistance	HB (UL 94)
Head B: Oil resistance	ASTM 1 oil, mineral oils, limited to hydraulic oils
Head B: Acid and alkali resistant	No
Head B: Pollution degree	3
Cable: Chemical resistance	Good (DIN EN 60811-404)
Cable: Flame resistance	Conform UL 1581 §1090 (H), CSA FT2, IEC 60332-2-2
Cable: Oil resistance	Good (DIN EN 60811-404)
Cable: Silicone-free	Yes

**Commercial data**

Eclass	27060311
--------	----------

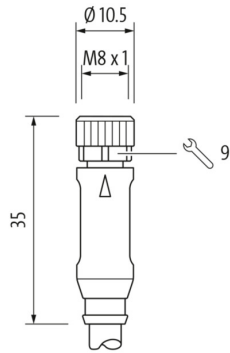
**Side A**

**Coding**

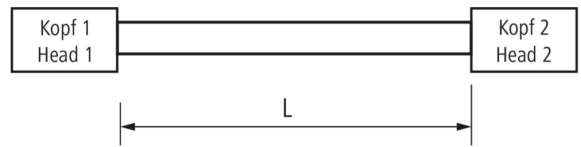


**Side B**

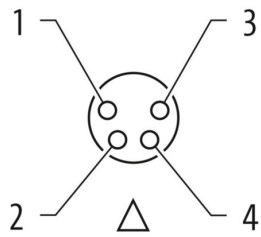
**Technical drawing**



**Dimension drawing**



**Coding**



**Connection diagram**

