

Overview

- Cylindrical standard housing for versatile use
- Non-flush design for an increased sensing distance
- Lowest serial dispersion due to end-of-line calibration
- Robust even in demanding environments
- Temperature and long-term stable switching behavior



Picture similar



Technical data

General data

Mounting type	Non-flush
Nominal sensing distance Sn	4 mm
Assured sensing distance Sa	≤ 81 % of Sn
Real sensing distance Sr	± 10 % von Sn
Temperature drift	± 10 % of Sr
Hysteresis	3 ... 20 % of Sr
Output indicator	LED red
Correction factor typ.	Mild steel 100 %, stainless steel 70 %, aluminum 50 %, copper 45 %
Reference object	Fe360 12 x 12 x 1 mm

Electrical data

Switching frequency	5 kHz 0
Voltage supply range +Vs	6 ... 36 VDC
Current consumption max. (no load)	12 mA
Output circuit	NPN break function (NC)
Voltage drop Vd	<2 VDC
Output current	200 mA
Short circuit protection	Yes

Electrical data

Reverse polarity protection	Yes
-----------------------------	-----

Mechanical data

Design	Cylindrical threaded
Material (sensing face)	PBT
Housing material	Stainless steel (V2A)
Dimension	8 mm
Housing length	46 mm
Connection types	Connector M8, 3 pin
Tightening torque max.	7 Nm

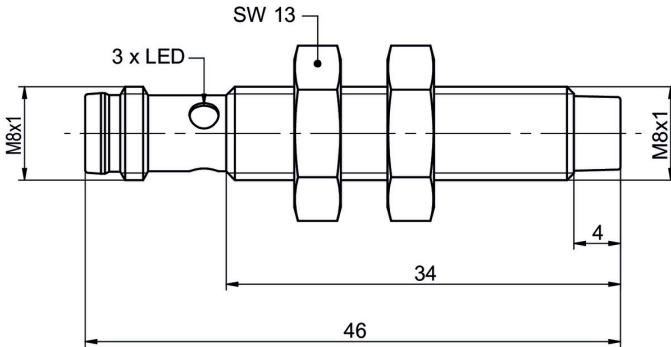
Ambient conditions

Operating temperature	-25 ... +75 °C
Storage temperature	-40 ... +75 °C
Protection class	IP 67
Vibration resistance	IEC 60068-2-6:2008 10 g at f = 10 - 2000 Hz, duration 150 min per axis
Shock resistance	IEC 60068-2-27:2009 100 g / 6 ms, 10 jolts per axis and direction

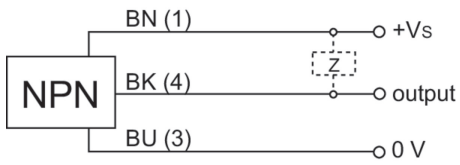
Safe maximum values

MTTF	1073 years
Diagnostic coverage (DC)	0 %

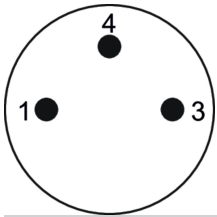
Dimension drawing



Connection diagram



Pin assignment



Accessories

Mounting accessories

10151719

Sensofix series 08 round