


Overview

- 0 ... 8 mm
- voltage output
- flylead connector DT04-3P 3 pin
- -40 ... 85 °C
- Protection class IP68 / IP69K



Picture similar



Technical data

General data		Electrical data	
Mounting type	Flush	Reverse polarity protection	No
Special type	Linearized Vehicle	Conducted interference	ISO 7637-2, ISO 16750-2, details see section "Test pulses"
Measuring distance Sd	0 ... 8 mm	Off-Highway Electromagnetic immunity	ISO 11452-4: 200mA ISO 11452-2: 100V/m Based on UN / ECE R10 Rev 5 ch. 6.8 (no ECE type approval available)
Sensitivity	0,5 V/mm	Off-Highway Emission	EN 55011 Based on UN / ECE R10 Rev 5 ch. 6.5, 6.6 (no ECE type approval available)
Resolution	< 0.008 mm (stat.) < 0.01 mm (dynam.)		
Repeat accuracy	0.016 mm	Mechanical data	
Linearity error	± 120 µm	Design	Cylindrical threaded
Temperature drift	± 8 % (Full Scale)	Material (sensing face)	PBT
Approvals/certificates	EN 60947-5-2 / EN 60947-5-7 EN 13309:2010 ^{1) 3)} EN ISO 14982:2009 ^{1) 2)} ISO 13766:2006 ¹⁾	Housing material	Brass nickel plated
Electrical data		Dimension	18 mm
Response time (factory characteristic)	< 1 ms	Housing length	50 mm
Voltage supply range +Vs	7 ... 32 VDC , (12 V DC vehicle power)	Connection types	Flylead connector DT04-3P 3 pin
Current consumption max. (no load)	15 mA	Tightening torque max.	40 Nm (A: 28 Nm, B: 28 Nm)
Output circuit	Analog 0,5 ... 4,5 VDC	Ambient conditions	
Load resistance	> 900 Ohm	Operating temperature	-40 ... +85 °C
Short circuit protection	Yes	Protection class	IP 68 (sensing face/sensor) IP 68 (1,5 m, 24 h) IP 69K (sensing face)

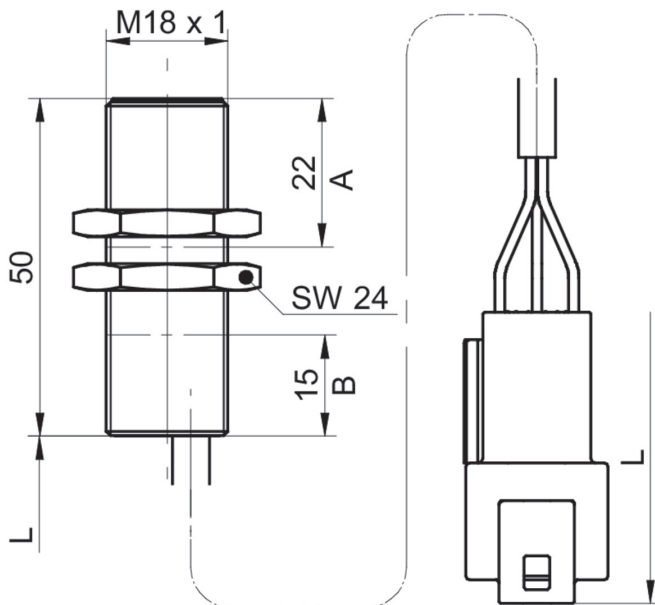
Remarks

- 1) only for use in machines with centralized load dump suppression (35 V DC)
- 2) shall not be used in the direct control and modification of the state of function of the machine
- 3) not for operations during engine start phase in 12 VDC / 24 VDC vehicle power

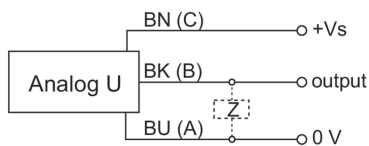
Test pulses

Test pulse (ISO 7637-2, ISO 16750-2)	1	2a	2b	3a	3b	4	5b
Severity level	IV	III	IV	III	III	III	
Functional status (12V/24V System)	C	A	C	A	A	C/B	A

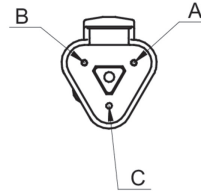
Dimension drawing



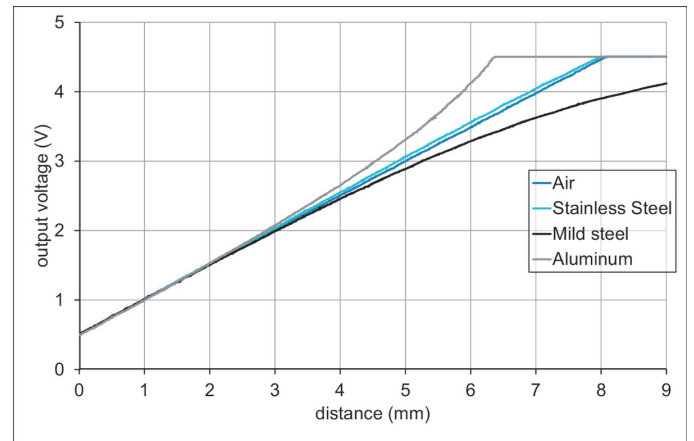
Connection diagram



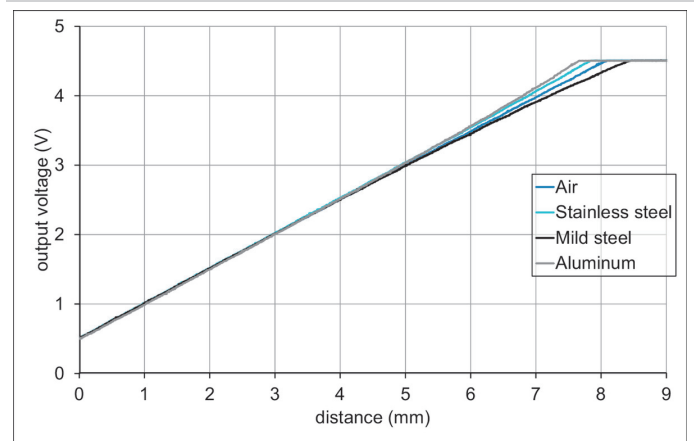
Pin assignment



Flush mounted (typical)



Quasi flush mounted 1/3 Sd (typical)



Accessories**Mounting accessories**

10151658	Sensofix series 18
11172096	ZADAP-M18.STANDARD
11171584	ZADAP-M18.SHORT
11172095	ZADAP-M18.LONG
11707685	Mounting rod with mounting plate holder 200 mm
11707686	Mounting rod with mounting plate holder 300 mm
11707688	Mounting rod 200 mm
11707697	Mounting rod 250 mm
11707698	Mounting rod with mounting plate holder 250 mm
11707687	Mounting rod 300 mm
11707699	Mounting plate series 500 and \varnothing 18 mm
11707702	Mounting base
11707703	Two-way connector